



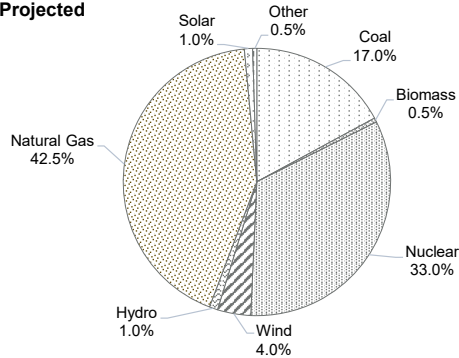
Ohio Environmental Disclosure Quarterly Comparison

Projected Data for the 2024 Calendar Year
 Actual Data for the Period 1/01/2024 to 3/31/2024

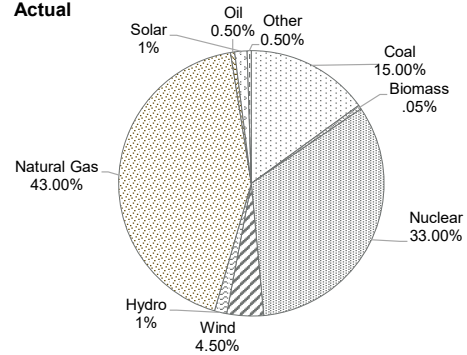
Generation Resource Mix

A comparison between the sources of generation projected to be used to generate this product and the actual resources used during this period.

Projected



Actual



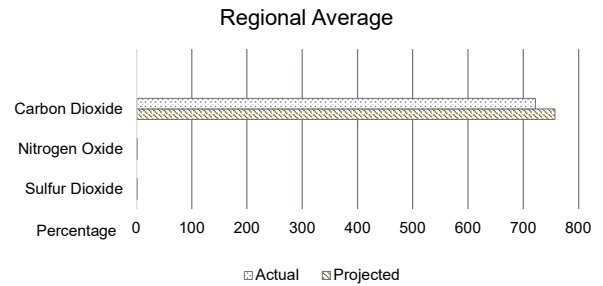
Environmental

A description of the characteristics associated with each possible generation resource.

Fuel Type	Environmental Impact
Biomass Power	Air Emissions and Solid Waste
Coal Power	Air Emissions and Solid Waste
Hydro Power	Wildlife Impacts
Natural Gas Power	Air Emissions and Solid Waste
Nuclear Power	Radioactive Waste
Oil Power	Air Emissions and Solid Waste
Other Sources	Unknown Impacts
Solar Power	No Significant Impacts
Unknown Purchased Resources	Unknown Impacts
Wind Power	Wildlife Impacts

Air Emissions

Product-specific projected and actual air emissions for this period compared to the regional average air emissions.



Radioactive Waste

Radioactive waste associated with the product.

Type	Quantity
High-Level Radioactive Waste	Unknown Lbs./1,000 kWh
Low-Level Radioactive Waste	Unknown Ft ³ /1,000 kWh

With in-depth analysis, the environmental characteristics of any form of electric generation will reveal benefits as well as costs.

QUESTIONS? | For more information call 866-258-3782 or visit AEPenergy.com.

Copyright ©AEP Energy, Inc. All Rights Reserved

